










ITEM	ORDER # & DESCRIPTION ANY CUSTOM SIZE AVAILABLE IN ANY WOOD TYPE!! CALL FOR PRICING!!																																																							
	<p align="center">1-1/4" THICK BRACKETS - With CLASSIC EDGES</p> <table border="0"> <thead> <tr> <th></th> <th></th> <th>Pine</th> <th>Oak</th> <th>Primed</th> <th>Maple</th> <th>Cherry</th> <th>Alder</th> </tr> </thead> <tbody> <tr> <td>#5 Bracket</td> <td>2-3/4" X 4"</td> <td>SBP5</td> <td>SBO5</td> <td>SBPR5</td> <td>SBM5</td> <td>N/A</td> <td>N/A</td> </tr> <tr> <td>#15 Bracket</td> <td>3-1/2" X 6-1/2"</td> <td>SBP15</td> <td>SBO15</td> <td>SBPR15</td> <td>SBM15</td> <td>SBC15</td> <td>SBA15</td> </tr> <tr> <td>#20 Bracket</td> <td>5" X 8"</td> <td>SBP20</td> <td>SBO20</td> <td>SBPR20</td> <td>SBM20</td> <td>SBC20</td> <td>SBA20</td> </tr> <tr> <td>#30 Bracket</td> <td>6-1/2" X 9"</td> <td>SBP30</td> <td>SBO30</td> <td>SBPR30</td> <td>SBM30</td> <td>SBC30</td> <td>SBA30</td> </tr> <tr> <td>#35 Bracket</td> <td>8-1/4" X 11"</td> <td>SBP35</td> <td>SBO35</td> <td>SBPR35</td> <td>SBM35</td> <td>SBC35</td> <td>SBA35</td> </tr> </tbody> </table>										Pine	Oak	Primed	Maple	Cherry	Alder	#5 Bracket	2-3/4" X 4"	SBP5	SBO5	SBPR5	SBM5	N/A	N/A	#15 Bracket	3-1/2" X 6-1/2"	SBP15	SBO15	SBPR15	SBM15	SBC15	SBA15	#20 Bracket	5" X 8"	SBP20	SBO20	SBPR20	SBM20	SBC20	SBA20	#30 Bracket	6-1/2" X 9"	SBP30	SBO30	SBPR30	SBM30	SBC30	SBA30	#35 Bracket	8-1/4" X 11"	SBP35	SBO35	SBPR35	SBM35	SBC35	SBA35
		Pine	Oak	Primed	Maple	Cherry	Alder																																																	
#5 Bracket	2-3/4" X 4"	SBP5	SBO5	SBPR5	SBM5	N/A	N/A																																																	
#15 Bracket	3-1/2" X 6-1/2"	SBP15	SBO15	SBPR15	SBM15	SBC15	SBA15																																																	
#20 Bracket	5" X 8"	SBP20	SBO20	SBPR20	SBM20	SBC20	SBA20																																																	
#30 Bracket	6-1/2" X 9"	SBP30	SBO30	SBPR30	SBM30	SBC30	SBA30																																																	
#35 Bracket	8-1/4" X 11"	SBP35	SBO35	SBPR35	SBM35	SBC35	SBA35																																																	
	<p align="center">1-1/4" THICK BRACKETS - With round over edges!! Same shape and size as above brackets</p> <table border="0"> <thead> <tr> <th></th> <th>Pine</th> <th>Oak</th> <th>Primed Poplar</th> <th>East/ Maple</th> <th>Alder</th> </tr> </thead> <tbody> <tr> <td>#15 Bracket</td> <td>P15EE114</td> <td>O15EE114</td> <td>PR15EE114</td> <td>M15EE114</td> <td>A15EE114</td> </tr> <tr> <td>#20 Bracket</td> <td>P20EE114</td> <td>O20EE114</td> <td>PR20EE114</td> <td>M20EE114</td> <td>A20EE114</td> </tr> <tr> <td>#30 Bracket</td> <td>P30EE114</td> <td>O30EE114</td> <td>PR30EE114</td> <td>M30EE114</td> <td>A30EE114</td> </tr> <tr> <td>#35 Bracket</td> <td>P35EE114</td> <td>O35EE114</td> <td>PR35EE114</td> <td>M35EE114</td> <td>A35EE114</td> </tr> <tr> <td>#69 Bracket</td> <td>P69EE114</td> <td>O69EE114</td> <td>PR69EE114</td> <td>M69EE114</td> <td>A69EE114</td> </tr> </tbody> </table>									Pine	Oak	Primed Poplar	East/ Maple	Alder	#15 Bracket	P15EE114	O15EE114	PR15EE114	M15EE114	A15EE114	#20 Bracket	P20EE114	O20EE114	PR20EE114	M20EE114	A20EE114	#30 Bracket	P30EE114	O30EE114	PR30EE114	M30EE114	A30EE114	#35 Bracket	P35EE114	O35EE114	PR35EE114	M35EE114	A35EE114	#69 Bracket	P69EE114	O69EE114	PR69EE114	M69EE114	A69EE114												
	Pine	Oak	Primed Poplar	East/ Maple	Alder																																																			
#15 Bracket	P15EE114	O15EE114	PR15EE114	M15EE114	A15EE114																																																			
#20 Bracket	P20EE114	O20EE114	PR20EE114	M20EE114	A20EE114																																																			
#30 Bracket	P30EE114	O30EE114	PR30EE114	M30EE114	A30EE114																																																			
#35 Bracket	P35EE114	O35EE114	PR35EE114	M35EE114	A35EE114																																																			
#69 Bracket	P69EE114	O69EE114	PR69EE114	M69EE114	A69EE114																																																			
	<p align="center">2-1/2" THICK BRACKETS - C/W CLASSIC EDGES</p> <table border="0"> <thead> <tr> <th></th> <th>Pine</th> <th>Oak</th> <th>Primed</th> <th>Maple</th> <th>Cherry</th> <th>Alder</th> </tr> </thead> <tbody> <tr> <td>#25 Bracket</td> <td>SBP25</td> <td>SBO25</td> <td>SBPR25</td> <td>SBM25</td> <td>SBC25</td> <td>SBA25</td> </tr> <tr> <td>#26 Bracket</td> <td>SBP26</td> <td>SBO26</td> <td>SBPR26</td> <td>SBM26</td> <td>SBC26</td> <td>SBA26</td> </tr> <tr> <td>#27 Bracket</td> <td>SBP27</td> <td>SBO27</td> <td>SBPR 27</td> <td>SBM27</td> <td>SBC27</td> <td>SBA27</td> </tr> </tbody> </table>									Pine	Oak	Primed	Maple	Cherry	Alder	#25 Bracket	SBP25	SBO25	SBPR25	SBM25	SBC25	SBA25	#26 Bracket	SBP26	SBO26	SBPR26	SBM26	SBC26	SBA26	#27 Bracket	SBP27	SBO27	SBPR 27	SBM27	SBC27	SBA27																				
	Pine	Oak	Primed	Maple	Cherry	Alder																																																		
#25 Bracket	SBP25	SBO25	SBPR25	SBM25	SBC25	SBA25																																																		
#26 Bracket	SBP26	SBO26	SBPR26	SBM26	SBC26	SBA26																																																		
#27 Bracket	SBP27	SBO27	SBPR 27	SBM27	SBC27	SBA27																																																		
	<p align="center">2-1/2" THICK BRACKETS - With round over edges!! Same shape and size as above brackets!!</p> <table border="0"> <thead> <tr> <th></th> <th>Pine</th> <th>Oak</th> <th>Primed</th> <th>East/Maple</th> <th>Cherry</th> <th>Alder</th> </tr> </thead> <tbody> <tr> <td>#25 Bracket</td> <td>SBP25EE</td> <td>SBO25EE</td> <td>SBPR25EE</td> <td>SBM25EE</td> <td>SBC25EE</td> <td>SBA25EE</td> </tr> <tr> <td>#26 Bracket</td> <td>SBP26EE</td> <td>SBO26EE</td> <td>SBPR26EE</td> <td>SBM26EE</td> <td>SBC26EE</td> <td>SBA26EE</td> </tr> <tr> <td>#27 Bracket</td> <td>SBP27EE</td> <td>SBO27EE</td> <td>SBPR27EE</td> <td>SBM27EE</td> <td>SBC27EE</td> <td>SBA27EE</td> </tr> </tbody> </table>									Pine	Oak	Primed	East/Maple	Cherry	Alder	#25 Bracket	SBP25EE	SBO25EE	SBPR25EE	SBM25EE	SBC25EE	SBA25EE	#26 Bracket	SBP26EE	SBO26EE	SBPR26EE	SBM26EE	SBC26EE	SBA26EE	#27 Bracket	SBP27EE	SBO27EE	SBPR27EE	SBM27EE	SBC27EE	SBA27EE																				
	Pine	Oak	Primed	East/Maple	Cherry	Alder																																																		
#25 Bracket	SBP25EE	SBO25EE	SBPR25EE	SBM25EE	SBC25EE	SBA25EE																																																		
#26 Bracket	SBP26EE	SBO26EE	SBPR26EE	SBM26EE	SBC26EE	SBA26EE																																																		
#27 Bracket	SBP27EE	SBO27EE	SBPR27EE	SBM27EE	SBC27EE	SBA27EE																																																		
	<p align="center">1-1/4" THICK BRACKETS - C/W ROUND OVER EDGES</p> <table border="0"> <thead> <tr> <th></th> <th>Pine</th> <th>Oak</th> <th>Maple</th> <th>Cherry</th> <th>Alder</th> </tr> </thead> <tbody> <tr> <td>#45 BRACKET</td> <td>SBP45</td> <td>SBO45</td> <td>SBM45</td> <td>SBC45</td> <td>SBA45</td> </tr> <tr> <td>#56 BRACKET</td> <td>SBP56</td> <td>SBO56</td> <td>SBM56</td> <td>SBC56</td> <td>SBA56</td> </tr> <tr> <td>#78 BRACKET</td> <td>SBP78</td> <td>SBO78</td> <td>SBM78</td> <td>SBC78</td> <td>SBA78</td> </tr> <tr> <td>#810 BRACKET</td> <td>SBP810</td> <td>SBO810</td> <td>SBM810</td> <td>SBC810</td> <td>SBA810</td> </tr> </tbody> </table>									Pine	Oak	Maple	Cherry	Alder	#45 BRACKET	SBP45	SBO45	SBM45	SBC45	SBA45	#56 BRACKET	SBP56	SBO56	SBM56	SBC56	SBA56	#78 BRACKET	SBP78	SBO78	SBM78	SBC78	SBA78	#810 BRACKET	SBP810	SBO810	SBM810	SBC810	SBA810																		
	Pine	Oak	Maple	Cherry	Alder																																																			
#45 BRACKET	SBP45	SBO45	SBM45	SBC45	SBA45																																																			
#56 BRACKET	SBP56	SBO56	SBM56	SBC56	SBA56																																																			
#78 BRACKET	SBP78	SBO78	SBM78	SBC78	SBA78																																																			
#810 BRACKET	SBP810	SBO810	SBM810	SBC810	SBA810																																																			





ITEM	ORDER # & DESCRIPTION																																																																																
	<p align="center">1-3/4" THICK BRACKETS C/W 1/8" EASED EDGE</p> <table border="0"> <tr> <td></td> <td></td> <td align="center" colspan="2">RED WESTERN</td> <td align="center" colspan="3">EASTERN</td> </tr> <tr> <td></td> <td></td> <td align="center">OAK</td> <td align="center">MAPLE</td> <td align="center">MAPLE</td> <td align="center">CHERRY</td> <td align="center">ALDER</td> </tr> <tr> <td>#20 Bracket</td> <td>5" X 8"</td> <td>SBO20EE</td> <td>SBWM20</td> <td>SBM20EE</td> <td>SBC20EE</td> <td>SBA20EE</td> </tr> <tr> <td>#30 Bracket</td> <td>6-1/2" X 9"</td> <td>SBO30EE</td> <td>SBWM30</td> <td>SBM30EE</td> <td>SBC30EE</td> <td>SBA30EE</td> </tr> <tr> <td>#35 Bracket</td> <td>8-1/4" X 11"</td> <td>SBO35EE</td> <td>SBWM35</td> <td>SBM35EE</td> <td>SBC35EE</td> <td>SBA35EE</td> </tr> <tr> <td>#69 Bracket</td> <td>6"x 9"</td> <td>SBO69EE</td> <td>SBWM69EE</td> <td>SBM69EE</td> <td>SBC69EE</td> <td>SBA69EE</td> </tr> </table>									RED WESTERN		EASTERN					OAK	MAPLE	MAPLE	CHERRY	ALDER	#20 Bracket	5" X 8"	SBO20EE	SBWM20	SBM20EE	SBC20EE	SBA20EE	#30 Bracket	6-1/2" X 9"	SBO30EE	SBWM30	SBM30EE	SBC30EE	SBA30EE	#35 Bracket	8-1/4" X 11"	SBO35EE	SBWM35	SBM35EE	SBC35EE	SBA35EE	#69 Bracket	6"x 9"	SBO69EE	SBWM69EE	SBM69EE	SBC69EE	SBA69EE																																
		RED WESTERN		EASTERN																																																																													
		OAK	MAPLE	MAPLE	CHERRY	ALDER																																																																											
#20 Bracket	5" X 8"	SBO20EE	SBWM20	SBM20EE	SBC20EE	SBA20EE																																																																											
#30 Bracket	6-1/2" X 9"	SBO30EE	SBWM30	SBM30EE	SBC30EE	SBA30EE																																																																											
#35 Bracket	8-1/4" X 11"	SBO35EE	SBWM35	SBM35EE	SBC35EE	SBA35EE																																																																											
#69 Bracket	6"x 9"	SBO69EE	SBWM69EE	SBM69EE	SBC69EE	SBA69EE																																																																											
	<p>3/4" SHELVES C/W COVED CORNERS AND CLASSIC EDGES!! STOCKED IN PINE AND MDF ALLOW 1 WEEK FOR OTHERS</p> <table border="0"> <tr> <td></td> <td></td> <td align="center" colspan="3">PINE</td> <td align="center" colspan="3">PRIMED MDF</td> </tr> <tr> <td></td> <td></td> <td align="center">12"</td> <td align="center">24"</td> <td align="center">40"</td> <td align="center">12"</td> <td align="center">24"</td> <td align="center">40"</td> </tr> <tr> <td>5-1/2" WIDE</td> <td>SP1612</td> <td>SP1624</td> <td>SP1640</td> <td>SMDF1612</td> <td>SMDF1624</td> <td>SMDF1640</td> </tr> <tr> <td>7-1/4" WIDE</td> <td>SP1812</td> <td>SP1824</td> <td>SP1840</td> <td>SMDF1812</td> <td>SMDF1824</td> <td>SMDF1840</td> </tr> <tr> <td>9-1/4" WIDE</td> <td>SP11012</td> <td>SP11024</td> <td>SP11040</td> <td>SMDF11012</td> <td>SMDF11024</td> <td>SMDF11040</td> </tr> <tr> <td></td> <td></td> <td align="center" colspan="3">OAK</td> <td align="center" colspan="3">MAPLE</td> </tr> <tr> <td></td> <td></td> <td align="center">12"</td> <td align="center">24"</td> <td align="center">40"</td> <td align="center">12"</td> <td align="center">24"</td> <td align="center">40"</td> </tr> <tr> <td>5-1/2" WIDE</td> <td>SO1612</td> <td>SO1624</td> <td>SO1640</td> <td>SM1612</td> <td>SM1624</td> <td>SM1640</td> </tr> <tr> <td>7-1/4" WIDE</td> <td>SO1812</td> <td>SO1824</td> <td>SO1840</td> <td>SM1812</td> <td>SM1824</td> <td>SM1840</td> </tr> <tr> <td>9-1/4" WIDE</td> <td>SO11012</td> <td>SO11024</td> <td>SO11040</td> <td>SM11012</td> <td>SM11024</td> <td>SM11040</td> </tr> </table>									PINE			PRIMED MDF					12"	24"	40"	12"	24"	40"	5-1/2" WIDE	SP1612	SP1624	SP1640	SMDF1612	SMDF1624	SMDF1640	7-1/4" WIDE	SP1812	SP1824	SP1840	SMDF1812	SMDF1824	SMDF1840	9-1/4" WIDE	SP11012	SP11024	SP11040	SMDF11012	SMDF11024	SMDF11040			OAK			MAPLE					12"	24"	40"	12"	24"	40"	5-1/2" WIDE	SO1612	SO1624	SO1640	SM1612	SM1624	SM1640	7-1/4" WIDE	SO1812	SO1824	SO1840	SM1812	SM1824	SM1840	9-1/4" WIDE	SO11012	SO11024	SO11040	SM11012	SM11024	SM11040
		PINE			PRIMED MDF																																																																												
		12"	24"	40"	12"	24"	40"																																																																										
5-1/2" WIDE	SP1612	SP1624	SP1640	SMDF1612	SMDF1624	SMDF1640																																																																											
7-1/4" WIDE	SP1812	SP1824	SP1840	SMDF1812	SMDF1824	SMDF1840																																																																											
9-1/4" WIDE	SP11012	SP11024	SP11040	SMDF11012	SMDF11024	SMDF11040																																																																											
		OAK			MAPLE																																																																												
		12"	24"	40"	12"	24"	40"																																																																										
5-1/2" WIDE	SO1612	SO1624	SO1640	SM1612	SM1624	SM1640																																																																											
7-1/4" WIDE	SO1812	SO1824	SO1840	SM1812	SM1824	SM1840																																																																											
9-1/4" WIDE	SO11012	SO11024	SO11040	SM11012	SM11024	SM11040																																																																											
	<p align="center">3/4" THICK BRACKETS</p> <table border="0"> <tr> <td></td> <td></td> <td align="center">PINE</td> <td align="center">OAK</td> <td align="center">MDF</td> <td align="center">MAPLE</td> <td></td> </tr> <tr> <td>#1 BRACKET</td> <td>3" X 3-1/2"</td> <td>SBP1</td> <td>SBO1</td> <td>N/A</td> <td>SBM1</td> <td></td> </tr> <tr> <td>#6 BRACKET</td> <td>4" X 5"</td> <td>SBP6</td> <td>SBO6</td> <td>SBMDF6</td> <td>SBM6</td> <td></td> </tr> <tr> <td>#10 BRACKET</td> <td>5" X 6-1/2"</td> <td>SBP10</td> <td>SBO10</td> <td>SBMDF10</td> <td>SBM10</td> <td></td> </tr> <tr> <td>#911 BRACKET</td> <td>9" X 11"</td> <td></td> <td></td> <td>SBMDF911</td> <td></td> <td></td> </tr> </table>									PINE	OAK	MDF	MAPLE		#1 BRACKET	3" X 3-1/2"	SBP1	SBO1	N/A	SBM1		#6 BRACKET	4" X 5"	SBP6	SBO6	SBMDF6	SBM6		#10 BRACKET	5" X 6-1/2"	SBP10	SBO10	SBMDF10	SBM10		#911 BRACKET	9" X 11"			SBMDF911																																									
		PINE	OAK	MDF	MAPLE																																																																												
#1 BRACKET	3" X 3-1/2"	SBP1	SBO1	N/A	SBM1																																																																												
#6 BRACKET	4" X 5"	SBP6	SBO6	SBMDF6	SBM6																																																																												
#10 BRACKET	5" X 6-1/2"	SBP10	SBO10	SBMDF10	SBM10																																																																												
#911 BRACKET	9" X 11"			SBMDF911																																																																													
	<p>3" WIDE X 3/4" THICK BACK PLATES (FOR #15, #20, #30, #35 BRACKETS)</p> <table border="0"> <tr> <td></td> <td></td> <td align="center">PINE</td> <td align="center">OAK</td> <td align="center">MDF</td> <td align="center">MAPLE</td> <td></td> </tr> <tr> <td>#16 BACKPLATES</td> <td>SBP16</td> <td>SBO16</td> <td>SBMDF16</td> <td>SBM16</td> <td></td> <td rowspan="4">ALL BRACKETS C/W KEYHOLE PLATES!!</td> </tr> <tr> <td>#21 BACKPLATES</td> <td>SBP21</td> <td>SBO21</td> <td>SBMDF21</td> <td>SBM21</td> <td></td> </tr> <tr> <td>#31 BACKPLATES</td> <td>SBP31</td> <td>SBO31</td> <td>SBMDF31</td> <td>SBM31</td> <td></td> </tr> <tr> <td>#36 BACKPLATES</td> <td>SBP36</td> <td>SBO36</td> <td>SBMDF36</td> <td>SBM36</td> <td></td> </tr> <tr> <td>#2094</td> <td colspan="6">Single Keyhole Plate</td> <td></td> </tr> <tr> <td>#2093</td> <td colspan="6">Double Keyhole Plate</td> <td></td> </tr> </table>									PINE	OAK	MDF	MAPLE		#16 BACKPLATES	SBP16	SBO16	SBMDF16	SBM16		ALL BRACKETS C/W KEYHOLE PLATES!!	#21 BACKPLATES	SBP21	SBO21	SBMDF21	SBM21		#31 BACKPLATES	SBP31	SBO31	SBMDF31	SBM31		#36 BACKPLATES	SBP36	SBO36	SBMDF36	SBM36		#2094	Single Keyhole Plate							#2093	Double Keyhole Plate																																
		PINE	OAK	MDF	MAPLE																																																																												
#16 BACKPLATES	SBP16	SBO16	SBMDF16	SBM16		ALL BRACKETS C/W KEYHOLE PLATES!!																																																																											
#21 BACKPLATES	SBP21	SBO21	SBMDF21	SBM21																																																																													
#31 BACKPLATES	SBP31	SBO31	SBMDF31	SBM31																																																																													
#36 BACKPLATES	SBP36	SBO36	SBMDF36	SBM36																																																																													
#2094	Single Keyhole Plate																																																																																
#2093	Double Keyhole Plate																																																																																

WOOD-SPECIALTIES
(BY ARRAN HOLDINGS LTD)
WEBSITE: WWW.WOOD-SPECIALTIES.COM

#308 14640 64TH AVE
 SURREY BC V3S 1X7
 PH. 1-888-243-7555
 PH. (604) 597-3985
 FAX (604) 597-3968

March 2021

PAGE B-3
 IRONING BOARDS.
 MISC.

ITEM	ORDER # & DESCRIPTION																				
	<p>FOLDING IRONING BOARD - Completely built ready to be installed in your wall or mounted on the wall. Includes primed white frame, metal hardware, sleeve board and large board for easy ironing. Large board swivels 45 degrees and is easy to lift back into its frame for storage. The ironing unit is made from 3/4" MDF and made to be durable and sturdy. Normal height for mounting is 21" off floor.. 13-1/2" x 59" (frame size) Order # IB</p> <p>OPTIONAL COVERS NOTE: PICTURE SHOWS OPTIONAL COVERS INSTALLED</p> <p>LARGE BOARD COVER Order # IRONCOVER SLEEVE BOARD COVER Order # SLEEVECOVER</p>																				
	<p>Cedar and Fir Wood Plugs</p> <p>PLUG34 3/4" Dia flush plug flat grain PLUG1 1" Dia flush plug flat grain PLUG114 1-1/4" Dia flush plug flat grain PLUG112 1-1/2" Dia flush plug flat grain PLUG134 1- 3/4" Dia flush plug flat grain PLUG2 2" Dia flush plug flat grain PLUG218 2-1/8" Dia flush plug flat grain</p>																				
	<p>Medallions Primed MDF</p> <p>Made to cover holes or light receptacle.</p> <p>5-1/2" dia. X 1/2" thick Daisy Medallion DM512 5-1/2" dia. X 1/2" thick Flat Medallion FM512</p> <p>10" dia. X 3/8" thick c/w 4" hole cutout FM10</p>																				
	<p>HANDRAIL BRACKETS AND MOUNTING PLATES</p> <table border="0"> <thead> <tr> <th></th> <th>HEM/FIR</th> <th>OAK</th> <th>MAPLE</th> <th>ALDER</th> </tr> </thead> <tbody> <tr> <td>HANDRAIL BRACKETS</td> <td>HRBF</td> <td>HRBO</td> <td>HRBM</td> <td>HRBA</td> </tr> <tr> <td>4-1/2" X 5-1/2" OVAL</td> <td>OVALHEM</td> <td>OVALO</td> <td>OVALM</td> <td>OVALA</td> </tr> <tr> <td>4-1/2" CIRCLE</td> <td>412HEM</td> <td>412OAK</td> <td>412M</td> <td>412A</td> </tr> </tbody> </table>		HEM/FIR	OAK	MAPLE	ALDER	HANDRAIL BRACKETS	HRBF	HRBO	HRBM	HRBA	4-1/2" X 5-1/2" OVAL	OVALHEM	OVALO	OVALM	OVALA	4-1/2" CIRCLE	412HEM	412OAK	412M	412A
	HEM/FIR	OAK	MAPLE	ALDER																	
HANDRAIL BRACKETS	HRBF	HRBO	HRBM	HRBA																	
4-1/2" X 5-1/2" OVAL	OVALHEM	OVALO	OVALM	OVALA																	
4-1/2" CIRCLE	412HEM	412OAK	412M	412A																	

WOOD-SPECIALTIES
(BY ARRAN HOLDINGS LTD)
WEBSITE: WWW.WOOD-SPECIALTIES.COM

#308 14640 64TH AVE
 SURREY BC V3S 1X7
 PH. 1-888-243-7555
 PH. (604) 597-3985
 FAX (604) 597-3968

March 2021

PAGE B-4
 NUMBERS, LETTERS
 MISC.

ITEM	ORDER # & DESCRIPTION																					
	<p>CEDAR SIGNAGE PRODUCTS!! HAND CUT NUMBERS & LETTERS MADE WITH WESTERN RED CEDAR</p> <p>NUMBERS STANDARD SIZES</p> <table border="0"> <tr> <td>1-1/2" X 6"</td> <td>FLAT CUT</td> <td>ORDER #</td> </tr> <tr> <td>1-1/2" X 6"</td> <td>SCULPTED (ROUND OVER)</td> <td>NUM1 NUM2 NUM3 ETC.</td> </tr> <tr> <td>1-1/2" X 8"</td> <td>FLAT CUT</td> <td>SCULP1 SCULP2 SCULP3</td> </tr> <tr> <td>3/4" X 6"</td> <td>FLAT CUT</td> <td>SPECIAL ORDER</td> </tr> <tr> <td></td> <td></td> <td>SPECIAL ORDER</td> </tr> </table> <p>LETTERS STANDARD SIZES</p> <table border="0"> <tr> <td>1-1/2" X 6"</td> <td>FLAT CUT</td> <td>SPECIAL ORDER</td> </tr> <tr> <td>3/4" X 6"</td> <td>FLAT CUT</td> <td>SPECIAL ORDER</td> </tr> </table>	1-1/2" X 6"	FLAT CUT	ORDER #	1-1/2" X 6"	SCULPTED (ROUND OVER)	NUM1 NUM2 NUM3 ETC.	1-1/2" X 8"	FLAT CUT	SCULP1 SCULP2 SCULP3	3/4" X 6"	FLAT CUT	SPECIAL ORDER			SPECIAL ORDER	1-1/2" X 6"	FLAT CUT	SPECIAL ORDER	3/4" X 6"	FLAT CUT	SPECIAL ORDER
1-1/2" X 6"	FLAT CUT	ORDER #																				
1-1/2" X 6"	SCULPTED (ROUND OVER)	NUM1 NUM2 NUM3 ETC.																				
1-1/2" X 8"	FLAT CUT	SCULP1 SCULP2 SCULP3																				
3/4" X 6"	FLAT CUT	SPECIAL ORDER																				
		SPECIAL ORDER																				
1-1/2" X 6"	FLAT CUT	SPECIAL ORDER																				
3/4" X 6"	FLAT CUT	SPECIAL ORDER																				
	<p>ADDRESS BOARDS PINE (COVE CORNERS & CLASSIC EDGES)</p> <p>ORDER #</p> <table border="0"> <tr> <td>3/4" X 7-1/4" X 24"</td> <td>ADD1824</td> </tr> <tr> <td>3/4" X 7-1/4" X 30"</td> <td>ADD1830</td> </tr> <tr> <td>3/4" X 7-1/4" X 36"</td> <td>ADD1836</td> </tr> <tr> <td>3/4" X 7-1/4" X 42"</td> <td>ADD1842</td> </tr> </table> <p>CUSTOM SIZES AVAILABLE</p>	3/4" X 7-1/4" X 24"	ADD1824	3/4" X 7-1/4" X 30"	ADD1830	3/4" X 7-1/4" X 36"	ADD1836	3/4" X 7-1/4" X 42"	ADD1842													
3/4" X 7-1/4" X 24"	ADD1824																					
3/4" X 7-1/4" X 30"	ADD1830																					
3/4" X 7-1/4" X 36"	ADD1836																					
3/4" X 7-1/4" X 42"	ADD1842																					
	<p>PYRAMID CAPS CEDAR</p> <p>CUSTOM MADE TO YOUR SPECS.</p> <p>PYRCAP6 5"X5"X4-1/2" HIGH</p>																					
	<p>UNIVERSAL OUT SIDE CORNERS 48" HIGH 90o</p> <p>GREAT FOR PROTECTING CORNERS AND ADDING DETAIL TO YOUR CORNERS</p> <table border="0"> <tr> <td>AVAILABLE IN:</td> <td>ORDER #</td> </tr> <tr> <td>HEMLOCK</td> <td>UOS48</td> </tr> <tr> <td>OAK</td> <td>UOS48OAK</td> </tr> </table>	AVAILABLE IN:	ORDER #	HEMLOCK	UOS48	OAK	UOS48OAK															
AVAILABLE IN:	ORDER #																					
HEMLOCK	UOS48																					
OAK	UOS48OAK																					





WOOD-SPECIALTIES
(BY ARRAN HOLDINGS LTD)
WEBSITE: WWW.WOOD-SPECIALTIES.COM

#308 14640 64TH AVE
 SURREY BC V3S 1X7
 PH. 1-888-243-7555
 PH. (604) 597-3985
 FAX (604) 597-3968

March 2021

PAGE B-5
MANTLE TOPS

MANTLES

<p>#51 P/G CROWN MANTLE 3/4" MDF TOP</p>	<p>#51 MAPLE CROWN MANTLE 3/4" MAPLE TOP</p>	<p>#712 CROWN P/G MANTLE 3/4" MDF TOP</p>
		
<p>OAK DENTAL MANTLE</p>	<p>#297 OAK MANTLE OAK PLYWOOD TOP</p>	
		

	PAINT GRADE	OAK	MAPLE
#51 CROWN MANTLE	MAN51PG	MAN51OAK	MAN51MAPLE
#47 CROWN MANTLE (NOT SHOWN)	MAN47PG	MAN47OAK	MAN47MAPLE
#712 CROWN MANTLE	MAN712PG	MAN712OAK	N/A
DENTAL CROWN MANTLE	MANDEN	MANDENOAK	N/A
#297 MANTLE	MAN297PG	MAN297OAK	MAN297MAPLE

NOTE:

- * KNOTTY PINE #51 SAME PRICE AS OAK
- * ANY OTHER WIDTHS OR FOR WRAPAROUND MANTLES CALL FOR QUOTE
- * 4 FOOT MINIMUM ON ALL MANTLES
- * SOLD BY THE FOOT SO ROUND OFF TO THE NEXT HIGHEST FT. EG. 64" = 6 FT.