


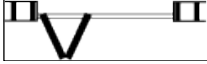



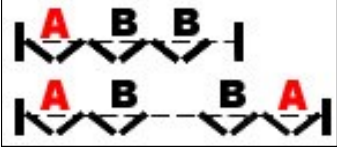







ITEM	Order #	Description	Stocked Tracks Bulk															
	<p><b>#111 series Track stocked in lengths 6' 8' 10' 12' for doors up to 150 lbs</b>                      Used for pocket, folding, bypass, multi-pass, and multi-fold doors</p> <p>111-0024 24" long                      111-0030 30" long                      111-0036 36" long</p>	<p>111-0072 72" long                      111-0096 96" long                      111-0120 120" long                      111-0144 144" long</p>																
	<p><b>#100 series Track stocked in lengths 6' 8' 10' 12' for doors up to 200 lbs</b>                      Used for pocket, folding, bypass, multi-pass, and multi-fold doors                      This is the track used in #1500 series Johnson Pocket Door Track</p> <p>100-0072 72" long                      100-0096 96" long                      100-0120 120" long                      100-0144 144" long</p>																	
	<p><b>#200 series Track stocked in lengths 6' 8' 10' 12' for doors up to 400 lbs</b>                      Used for pocket, folding, bypass, multi-pass, and multi-fold doors</p> <p>200-0072 72" long                      200-0096 96" long                      200-0120 120" long                      200-0144 144" long</p>																	
	<p><b>#2610F series Track stocked in 6' 8' 10' 12' for doors up to 200 lbs</b>                      Wall mount single sliding door track with facia.</p> <p>2610F0072 72" long                      2610F0096 96" long                      2610F0120 120" long                      2610F0144 144" long</p>																	
	<p><b>#1050 series bottom channel stocked in 6' 8' 106\" 12'</b>                      Used as a track for bottom of sliding doors. Use with #1705 spring loaded guides</p> <p>1050-0072 72" long                      1050-0096 96" long                      1050-0106 106" long                      1050-0144 144" long</p>																	
<p>#1700 track for doors up to 40 lbs</p> 	<p><b>#1700 series bifold track c/w pivot &amp; snubber</b></p> <table border="1"> <thead> <tr> <th></th> <th>Stocked Aluminum</th> <th>Stocked Brown /Steel</th> <th>Stocked White /Steel</th> </tr> </thead> <tbody> <tr> <td>24" - 170A2-24</td> <td></td> <td>17002-24</td> <td>17002-24W</td> </tr> <tr> <td>30" - 170A2-30</td> <td></td> <td>17002-30</td> <td>17002-30W</td> </tr> <tr> <td>36" - 170A2-36</td> <td></td> <td>17002-36</td> <td>17002-36W</td> </tr> </tbody> </table>		Stocked Aluminum	Stocked Brown /Steel	Stocked White /Steel	24" - 170A2-24		17002-24	17002-24W	30" - 170A2-30		17002-30	17002-30W	36" - 170A2-36		17002-36	17002-36W	<p><b>#17310015 Hardware Bag</b></p>  <p>for 2 panels                      Includes hinges</p>
	Stocked Aluminum	Stocked Brown /Steel	Stocked White /Steel															
24" - 170A2-24		17002-24	17002-24W															
30" - 170A2-30		17002-30	17002-30W															
36" - 170A2-36		17002-36	17002-36W															

	#111 track 	#100 track 	#200 track 
<b>Folding Door Parts</b> 	#11311103 hardware bag for bifolding doors. Fits #111 track 2 panels includes hinges 	#1015BS-A Kit (with hinges) Starter kit for first 2 panels up to 50 lbs each 	2015BS-A Kit (no hinges) Starter kit for first 2 panels Up to 75 lbs each 
<b>Rolling Door Multi-folding hardware</b> Max 6 panels per side. 		#1015BS-A Kit (with hinges) Starter kit for first 2 panels up to 50 lbs each 	2015BS-A Kit (no hinges) Starter kit for first 2 panels Up to 75 lbs each 
		#1030AOSB Kit Add on kit for next 2 panels 	#2002 PLBG (no hinges) Add on for next 2 panels 
<b>1166 Series Bypass Steel Track</b> 	For doors up to 40lbs Stocked sizes 1166G482 48" track kit 1166G602 60" track kit 1166G722 72" track kit 1166G962 96" track kit 22310002 2 door Hardware kit 22310004 4 door Hardware kit		

**ITEM**

**Order #**

**Description**

LE Johnson Pocket Frame Kits  
 "In a box"  
 "Featuring steel wrapped split studs"

**L.E. Johnson Pocket Door Kits in a box.**

Stock items. Other sizes custom order.

- 153068PF** = 2x4 wall 80" door
- 153080PF** = 2x4 wall 96" door
- 15603068PF** = 2x6 wall 80" door
- 15363080PF** = 2x6 wall 96" door


**1555PPK3**

Converging door kit  
 for double pocket doors



**#10311002**

1500PPK3 Hardware bag



**#1060**

Soft Close/Open Kit.  
 works with any  
 Johnson #100 track,  
 #2610 track for Pocket  
 doors, sliding doors.



**200WM721**  
 Wall mount sliding trace  
 for doors up to 36"  
 #200 I Beam track for  
 Doors up to 400 lbs  
 4 ball bearing wheels  
 per hanger.



**2610F721**

Wall mount sliding door  
 hardware kit.  
 For doors up to 36" wide



**1601**

**100% access for bifolding doors!!**



**1601 "Full Access" Bi-Fold Door Hardware**  
 1-1/8" [29mm] to 1-3/4" [44mm] Panels  
 50lbs./23kg. Max. Weight Per Panel



**Johnson Hardware Parts**

<p><b>1025</b> 3/4" Dia. Ball Bearing Rollers Fits #111 Track</p> 	<p><b>1125</b> 1" Dia. Ball Bearing Rollers Fits #100 Track</p> 	<p><b>1705</b> Bottom guide Fits #1050 track.</p> 	<p><b>2054</b> Multi catch For multi-pass doors</p> 
<p><b>Multi-pass door parts</b></p>  <p><b>2030</b> guide</p>  <p><b>2032</b> guide 1-3/8" doors</p>  <p><b>2033</b> guide 1-3/4" doors</p>  <p><b>2040</b> cover plate</p> 	<p><b>1513</b> Bumper</p>  <p><b>1155</b> Stop Fits 111 Or 100 track</p>  <p><b>150US26D</b> Edge pull</p>  <p><b>150US3</b> Edge pull</p>  <p><b>1713</b> Stop for bifold track</p> 	<p><b>2312PPK1</b></p>  <p>Wheel: 7/8" [22mm] Dia. For "V" Track</p> <p>Fits: ACME, Alliance, Cox, DSH, Endura, E-Z Roll "V" Track</p> <p><b>1817PPK3</b></p>  <p>Universal bifold bottom Pivot kit</p>	<p><b>2041</b> Pocket door Guide</p>  <p><b>1575PPK3</b> 1-3/4" door Adapter kit</p> 
<p><b>12</b> Wall mount Adjustable door Guide</p>  <p><b>101</b> Bypass door guides set</p>  <p><b>2551</b> Pocket door guide</p> 	<p><b>2030</b> Guide post</p>  <p><b>2136PPK1</b> Carpet riser</p> 	<p><b>1703</b> Shock absorbing bifold hinge</p>  <p><b>2135</b> Floor guide For 3/4" or 1-3/8" doors</p>  <p><b>2134</b> Floor guide For 1-1/8" or 1-3/4" doors</p> 	